




a. adWall Vario Łukowa Light 500 SOFT BAG dwustronne


 **Resolution:** 1200 ppi – 1:10 scale


 **File format:** PDF

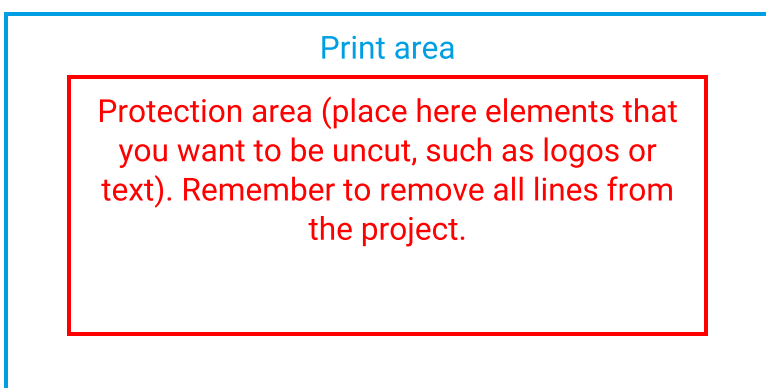
 **Color:** CMYK - Coated FOGRA39

 flattened file (no layers),
no print marks,
no overprint attribute,
no bleeds,
do not change the size of the template ,
convert fonts to curves ,
suggested black color parameters for
backlighting: C78 M85 Y90 K100

 Remove the red and blue lines before saving the files. Leaving the line on will result in it being printed as a design element! In order to properly display the advertisement, all important elements should be inside the protective area marked with **red line**. Background and graphics must fill the entire printable area marked project marked with **blue line**. If there is no fill between the red and blue lines, a white frame will appear on the printout.

 Download and work on the graphic design template on the next page of this PDF. If there is more than one, prepare the projects in separate files.

 Guideline Label Legend:



front

521 x 232 [mm]

Print adWall Vario curved Light 500 double sided

back

523 x 232 [mm]

Print adWall Vario curved Light 500 double sided